



Coaxial Dynamics

A CDI INDUSTRIES, INC. COMPANY
SPECIALISTS IN RF TEST EQUIPMENT & COMPONENTS

6800 Lake Abram Drive
Middleburg Heights, Ohio 44130
Telephone: (440) 243-1100
Fax: (440) 243-1101
Web Site: www.coaxial.com
E-mail: sales@coaxial.com


86700 SERIES AIR COOLED LOADS

Models 86705 & 86706



SPECIFICATIONS	
Power Rating (CW)	5 kW
Impedance	50 Ohms Nominal
Frequency Range	DC to 240 MHz
VSWR	1.10 : 1 to 110 MHz; 1.15 : 1 to 240 MHz
Input Connector	Quick Match, 1-5/8" or 3-1/8"
AC Power Required	115 VAC, 60 Hz, 2A or 230 VAC, 60 Hz, 2A (50 Hz available)
Nominal Dimensions (Including Connector)	13" x 13" x 51-1/4" 33cm x 33cm x 130cm
Nominal Weight	50 lbs. (23 kg)
Finish	Textured Beige


Models 86710 & 86711 Models 86715 & 86716



SPECIFICATIONS		
Model	86710 & 86711	86715 & 86716
Power Rating (CW)	10 kW	15 kW
Impedance	50 Ohms Nominal	
Frequency Range	DC to 240 MHz	
VSWR	1.10 : 1 to 110 MHz; 1.15 : 1 to 240 MHz	
Input Connector	1-5/8" or 3-1/8"	
AC Power Required	115 VAC, 60 Hz, 6A or 230 VAC, 60 Hz, 2A (50 Hz available)	
Nominal Dimensions (Including Connector)	19" x 19" x 54-1/4" 48cm x 48cm x 138cm	
Nominal Weight	90 lbs. (41 kg)	
Finish	Textured Beige	


86700 SERIES AIR COOLED LOADS

Models 86725 & 86735



SPECIFICATIONS		
Model	86725	86735
Power Rating (CW)	25 kW	35 kW
Impedance	50 Ohms Nominal	
Frequency Range	DC to 240 MHz	
VSWR	1.10 : 1 to 110 MHz; 1.15 : 1 to 240 MHz	
Input Connector	3-1/8"	
AC Power Required	115 VAC, 60 Hz, 7A or 230 VAC, 60 Hz, 4A (50 Hz available)	115 VAC, 60 Hz, 12A or 230 VAC, 60 Hz, 5A (50 Hz available)
Nominal Dimensions (Including Connector)	19" x 19" x 76" 48cm x 48cm x 193cm	19" x 19" x 78" 48cm x 48cm x 198cm
Nominal Weight	136 lbs. (62 kg)	155 lbs. (70 kg)
Finish	Textured Beige	

Models 86750 & 86751 Models 86775 & 86776



SPECIFICATIONS		
Model	86750 & 86751	86775 & 86776
Power Rating (CW)	50 kW	75 kW
Impedance	50 Ohms Nominal	
Frequency Range	DC to 240 MHz	DC to 110 MHz
VSWR	1.10 : 1 to 110 MHz 1.15 : 1 to 240 MHz	1.15 : 1 to 110 MHz
Input Connector	3-1/8" or 6-1/8"	
AC Power Required	115 VAC, 60 Hz, 12A or 230 VAC, 60 Hz, 6A (50 Hz available)	230 VAC, 60 Hz, 12A (50 Hz available)
Nominal Dimensions (Including Connector)	24" x 48" x 84" 61cm x 122cm x 213cm	24" x 48" x 84" 61cm x 122cm x 213cm
Nominal Weight	290 lbs. (132 kg)	360 lbs. (163 kg)
Finish	Textured Beige	